

Introductory sub-table (I)(a)

Name of the Company: DISHMAN PHARMACEUTICALS AND CHEMICALS LIMITED			
Scrip Code, Name of the scrip, class of security: (1) NSE-DISHMAN-EQ (2) BSE-532526 (3) SECURITY-EQUITY			
Quarter ended: 31st March, 2014			
Partly paid-up shares:-			
	No. of partly paid-up shares	As a % of total no. of partly paid-up shares	As a % of total no. of shares of the company
Held by promoter/promoter group	0	0	0
Held by public	0	0	0
Total	0	0	0
Outstanding convertible securities:-			
	No. of outstanding securities	As a % of total no. of outstanding convertible securities	As a % of total no. of shares of the company, assuming full conversion of the convertible securities
Held by promoter/promoter group	0	0	0
Held by public	0	0	0
Total	0	0	0
Warrants:-			
	No. of warrants	As a % of total no. of warrants	As a % of total no. of shares of the company, assuming full conversion of warrants
Held by promoter/promoter group	0	0	0
Held by public	0	0	0
Total	0	0	0
Total paid-up capital of the company, assuming full conversion of warrants and convertible securities		80697136	




Statement Showing Shareholding Pattern

Category code	Category of Shareholder	Number of Shareholders	Table (I)(a)		Total shareholding as a percentage of total number of shares		Shares Pledged or otherwise encumbered	
			Total number of shares	Number of shares held in dematerialized form	As a percentage of (A+B)	As a percentage of (A+B+C)	Number of shares	As a percentage
			(IV)	(V)	(VI)	(VII)	(VIII)	$(IX) = (VIII)/(IV) * 100$
(A)	Shareholding of Promoter and Promoter							
1	Indian							
(a)	Individuals/ Hindu Undivided Family							
		9	48985799	48985799	60.70	60.70	15875421	32.41
(b)	Central Government/ State Government(s)	0	0	0	0.00	0.00	0	0.00
(c)	Bodies Corporate	1	600000	600000	0.74	0.74	0	0.00
(d)	Financial Institutions/ Banks	0	0	0	0	0	0	0
(e)	Any Others (Specify)	0	0	0	0	0	0	0
	Sub Total(A)(1)	10	49585799	49585799	61.45	61.45	15875421	32.02
2	Foreign							
a	Individuals (Non-Residents Individuals/ Foreign Individuals)	0	0	0	0.00	0.00	0	0.00
b	Bodies Corporate	0	0	0	0.00	0.00	0	0.00
c	Institutions	0	0	0	0.00	0.00	0	0.00
d	Qualified Foreign Investor	0	0	0	0.00	0.00	0	0.00
e	Any Others (Specify)	0	0	0	0.00	0.00	0	0.00
	Sub Total(A)(2)	0	0	0	0.00	0.00	0	0.00
	Total Shareholding of Promoter and	10	49585799	49585799	61.45	61.45	15875421	32.02
(B)	Public shareholding							
1	Institutions							
(a)	Mutual Funds/ UTI	5	449761	449761	0.56	0.56	0	0.00
(b)	Financial Institutions/ Banks	14	2633594	2633594	3.26	3.26	0	0.00
(c)	Central Government/ State Government(s)	0	0	0	0.00	0.00	0	0.00
(d)	Venture Capital Funds	0	0	0	0.00	0.00	0	0.00
(e)	Insurance Companies	0	0	0	0.00	0.00	0	0.00
(f)	Foreign Institutional Investors	31	7223687	7223687	8.95	8.95	0	0.00
(g)	Foreign Venture Capital Investors	0	0	0	0.00	0.00	0	0.00
(h)	Qualified Foreign Investor	0	0	0	0.00	0.00	0	0.00
(i)	Any Other (specify)	0	0	0	0.00	0.00	0	0.00
	Sub-Total (B)(1)	50	10307042	10307042	12.77	12.77	0	0.00




B 2	Non-institutions							
(a)	Bodies Corporate	592	5579222	5579222	6.91	6.91	0	0.00
(b)	Individuals							
I	i. Individual shareholders holding nominal share capital up to Rs 1 lakh	38904	11982084	11980488	14.85	14.85	0	0.00
II	ii. Individual shareholders holding nominal share capital in excess of Rs. 1-lakh.	14	1776379	1776379	2.20	2.20	0	0.00
(c)	Qualified Foreign Investor	0	0	0	0.00	0.00	0	0.00
(d)	Non Resident Indians	763	855532	855532	1.06	1.06	0	0.00
(e)	Clearing Member	309	611078	611078	0.76	0.76	0	0.00
	Sub-Total (B)(2)	40582	20804295	20802699	25.78	25.78	0	0.00
(B)	Total Public Shareholding (B) = (B)(1)+(B)(2)	40632	31111337	31109741	38.55	38.55	0	0.00
	TOTAL (A)+(B)	40642	80697136	80695540	100.00	100.00	15875421	19.67
(C)	Shares held by Custodians and against which Depository Receipts have been issued							
1	Prortofer and Promoter Group	0	0	0	0	0.00	0	0.00
2	Public	0	0	0	0	0.00	0	0
	Sub-Total (C)	0	0	0	0	0	0	0
	GRAND TOTAL (A)+(B)+(C)	40642	80697136	80695540	100.00	100.00	15875421	19.67



(D)(b) Statement showing holding of securities (including shares, warrants, convertible securities) of persons belonging to the category "Promoter and Promoter Group"


Sr. No.	Name of the shareholder	Details of Shares held		Encumbered shares (*)			Details of warrants		Details of convertible securities		Total shares (including underlying shares assuming full conversion of warrants and convertible securities) as a % of diluted share capital
		Number of shares held	As a % of grand total (A)+(B)+(C)	No.	As a percentage	As a % of grand total (A)+(B)+(C) of sub-clause (I)(a)	Number of warrants held	As a % total number of warrants of the same class	Number of convertible securities held	As a % total number of convertible securities of the same class	
(i)	(ii)	(iii)	(iv)	(v)	(vi)=(v)/(iii)*100	(vii)	(viii)	(ix)	(x)	(xi)	(xii)
1	Janmejay R. Vyas	25279855	31.33	10175421	40.25	0.00	0	0	0	0	0
2	Arpit J. Vyas	12563975	15.57	5700000	45.37	0.00	0	0	0	0	0
3	Deohooti J. Vyas	10964500	13.59	0	0.00	0.00	0	0	0	0	0
4	Bhadr Raj Holdings Pvt. Ltd	600000	0.74	0	0.00	0.00	0	0	0	0	0
5	Mansi J. Vyas	36500	0.05	0	0.00	0.00	0	0	0	0	0
6	Aditi J. Vyas	103619	0.13	0	0.00	0.00	0	0	0	0	0
7	Sanjay S. Majmudar	24650	0.03	0	0.00	0.00	0	0	0	0	0
8	Ratna S. Majmudar	12350	0.02	0	0.00	0.00	0	0	0	0	0
9	Ashok C. Gandhi	150	0.00	0	0.00	0.00	0	0	0	0	0
10	Anip A. Gandhi	200	0.00	0	0.00	0.00	0	0	0	0	0
TOTAL		49585799	61.45	15875421	32.02	0.00	0	0	0	0	0

(*) The term "encumbrance" has the same meaning as assigned to it in regulation 28(3) of the SAST Regulations, 2011




(I)(c)(i) Statement showing holding of securities (including shares, warrants, convertible securities) of persons belonging to the category "Public" and holding more than 1% of the total number of shares

Sr. No.	Name of the shareholder	No. Of Shares held	Total Number of shares held	Shares as a percentage of total number of shares (i.e., Grand Total (A)+(B)+(C) indicated in Statement at para (I)(a) above)	Details of warrants		Details of convertible securities		Total shares (including underlying shares assuming full conversion of warrants and convertible securities) as a % of diluted share capital
					Number of warrants held	As a % total number of warrants of the same class	Number of convertible securities held	% w.r.t total number of convertible securities of the same class	
1	Kotak Mahindra Prime Limited PAN AAACK5934A		3265421	4.05	0	0	0	0	0
2	HDFC Standard Life Insurance Company Limited PAN AAACH8755L	2440339	2468008	3.06	0	0	0	0	0
	HDFCL Shareholders Solvency Margin Account PAN AAACH8755L	27669							
3	LIC of India Market Plus 1 Growth Fund PAN AAACL0582H	1151548	1659531	2.06	0	0	0	0	0
	LIC of India Market Plus Growth Fund PAN AAACL0582H	477983							
	LIC of India Health Plus Fund PAN AAACL0582H	10000							
	LIC of India Money Plus Balanced Fund PAN AAACL0582H	10000							
	LIC of India Money Plus Secured Fund PAN AAACL0582H	5000							
	LIC of India Child Fortune Plus Growth Fund PAN AAACL0582H	4000							
	LIC of India Jeevan Sathi Plus Growth Fund PAN AAACL0582H	1000							
4	Kotak Mahindra (UK) Ltd A/c Kotak India Focus Fund II PAN AADCK9009R		1000000	1.24	0	0	0	0	0
	Bajaj Allianz Life Insurance Company Ltd PAN AADCA1701E		917640	1.14	0	0	0	0	0
5	Manulife Global Fund Asian Small Cap Equity Fund PAN AABTM7816P		830000	1.03	0	0	0	0	0
6									
TOTAL			10140600	12.57	0	0	0	0	0




(D)(c)(ii) Statement showing holding of securities (including shares, warrants, convertible securities) of persons (together with PAC) belonging to the category "Public" and holding more than 5% of the total number of shares of the company


Sr. No.	Name(s) of the shareholder(s) and the Persons Acting in Concert (PAC) with them	Number of shares	Shares as a percentage of total number of shares (i.e., Grand Total (A)+(B)+(C) Indicated in Statement at para (I) (a) above)	Details of warrants		Details of convertible securities		Total shares (including underlying shares assuming full conversion of warrants and convertible securities) as a % of diluted share capital
				Number of warrants	As a % total number of warrants of the same class	Number of convertible securities held	% w.r.t total number of convertible securities of the same class	
1	Nil	0	0.00	0	0	0	0	0
TOTAL		0	0.00	0	0	0	0	0



(I)(d) Statement showing details of locked-in shares


Sr. No.	Name of the shareholder	Number of locked-in shares	Locked-in shares as a percentage of total number of shares (i.e., Grand Total (A)+(B)+(C) indicated in Statement at para (I) (a) above)
1	Nil	0	0.00
TOTAL		0	0.00





(II)(b) Statement showing holding of Depository Receipts (DRs), where underlying shares held by "promoter/promoter group" are in excess of 1% of the total number of shares

Sr. No.	Name of the DR Holder	Type of outstanding DR (ADRs, GDRs, SDRs, etc.)	Number of shares underlying outstanding DRs	Shares underlying outstanding DRs as a percentage of total number of shares (i.e., Grand Total (A)+(B)+(C) Indicated in Statement at para (I)(a) above)
1	Nil	0	0	0.00
TOTAL			0	0.00





Clause 35 (1)(d) of Listing Agreement
Statement showing details of Locked in shares


Name of the Company: Dishman Pharmaceuticals And Chemicals Limited

NSE : Ref.: (i) Symbol – DISHMAN (ii) Series – EQ

BSE: Ref: 532526

Quarter ended: 31st March, 2014

Sr. No.	Name of the Shareholder	Number of Locked in Shares	Locked in shares as a (%) percentage of total no. of shares { i.e. Grand total (A)+(B)+(C) indicated in statement at Para (I)(a) above}	Promoter/ Promoter group / Public
1	Nil	Nil	Nil	Nil



Dishman Pharmaceuticals and Chemicals Limited

CIN:L24230GJ1983PLC006329

Registered Office: Bhadr-Raj Chambers, Swastik Cross Roads, Navrangpura, Ahmedabad – 380 009 India.

Tel: +91 (0) 79 26443053 / 26445807 Fax: +91 (0) 79 26420198

Email: dishman@dishmangroup.com Web: www.dishmangroup.com

Government Recognised Export House