


## Introductory sub-table (I)(a)

<b>Name of the Company: DISHMAN PHARMACEUTICALS AND CHEMICALS LIMITED</b>			
<b>Scrip Code, Name of the scrip, class of security: (1) BSE - 532528 (2) NSE - DISHMAN - EQ (3) CLASS OF SECURITY - EQUITY</b>			
<b>Quarter ended: 31st December,2012</b>			
<b>Partly paid-up shares:-</b>	<b>No. of partly paid-up shares</b>	<b>As a % of total no. of partly paid-up shares</b>	<b>As a % of total no. of shares of the company</b>
Held by promoter/promoter group	0	0	0
Held by public	0	0	0
<b>Total</b>	<b>0</b>	<b>0</b>	<b>0</b>
<b>Outstanding convertible securities: No. of outstanding securities</b>		<b>As a % of total no. of outstanding convertible securities</b>	<b>As a % of total no. of shares of the company, assuming full conversion of the convertible securities</b>
Held by promoter/promoter group	0	0	0
Held by public	0	0	0
<b>Total</b>	<b>0</b>	<b>0</b>	<b>0</b>
<b>Warrants:-</b>	<b>No. of warrants</b>	<b>As a % of total no. of warrants</b>	<b>As a % of total no. of shares of the company, assuming full conversion of warrants</b>
Held by promoter/promoter group	0	0	0
Held by public	0	0	0
<b>Total</b>	<b>0</b>	<b>0</b>	<b>0</b>
<b>Total paid-up capital of the company, assuming full conversion of warrants and convertible securities</b>			
80697136			



**Statement Showing Shareholding Pattern**

Category	Category of Shareholder	Table (I)(a)						
		Number of Shareholder	Total number of shares	Number of shares held in	Total shareholding as a percentage of total		Shares Pledged or otherwise encumbered	
					As a percentage of (A+B) <sup>1</sup>	As a percentage of (A+B+C)	Number of shares	As a percentage (IX) = (VIII)/(IV)*100
(I)	(II)	(III)	(IV)	(V)	(VI)	(VII)	(VIII)	(IX)
<b>(A)</b>	<b>Shareholding of Promoter and</b>							
1	Indian							
(a)	Individuals/ Hindu Undivided Family							
		9	48913440	48913440	60.61	60.61	4780000	9.77
(b)	Central Government/ State Government(s)	0	0	0	0.00	0.00	0	0.00
(c)	Bodies Corporate	1	600000	600000	0.74	0.74	0	0.00
(d)	Financial Institutions/ Banks	0	0	0	0.00	0.00	0	0.00
(e)	Any Others(Specify)	0	0	0	0.00	0.00	0	0.00
	<b>Sub Total(A)(1)</b>	<b>10</b>	<b>49513440</b>	<b>49513440</b>	<b>61.36</b>	<b>61.36</b>	<b>4780000</b>	<b>9.65</b>
<b>2</b>	<b>Foreign</b>							
a	Individuals (Non-Residents Individuals/ Foreign Individuals)	0	0	0	0.00	0.00	0	0.00
b	Bodies Corporate	0	0	0	0.00	0.00	0	0.00
c	Institutions	0	0	0	0.00	0.00	0	0.00
d	Qualified Foreign Investor	0	0	0	0.00	0.00	0	0.00
e	Any Others(Specify)	0	0	0	0.00	0.00	0	0.00
	<b>Sub Total(A)(2)</b>	<b>0</b>	<b>0</b>	<b>0</b>	<b>0.00</b>	<b>0.00</b>	<b>0</b>	<b>0.00</b>
	<b>Total Shareholding of Promoter and</b>	<b>10</b>	<b>49513440</b>	<b>49513440</b>	<b>61.36</b>	<b>61.36</b>	<b>4780000</b>	<b>9.65</b>
<b>(B)</b>	<b>Public shareholding</b>							
i	Institutions							
(a)	Mutual Funds/ UTI	7	2939341	2939341	3.64	3.64	0	0.00
(b)	Financial Institutions/ Banks	11	1941841	1941841	2.41	2.41	0	0.00
(c)	Central Government/ State Government(s)	0	0	0	0.00	0.00	0	0.00
(d)	Venture Capital Funds	0	0	0	0.00	0.00	0	0.00
(e)	Insurance Companies	0	0	0	0.00	0.00	0	0.00
(f)	Foreign Institutional Investors	36	6779716	6779716	8.40	8.40	0	0.00
(g)	Foreign Venture Capital Investors	0	0	0	0.00	0.00	0	0.00
(h)	Qualified Foreign Investor	0	0	0	0.00	0.00	0	0.00
(i)	Any Other (specify)	0	0	0	0.00	0.00	0	0.00
	<b>Sub-Total (B)(1)</b>	<b>54</b>	<b>11660898</b>	<b>11660898</b>	<b>14.45</b>	<b>14.45</b>	<b>0</b>	<b>0.00</b>




B 2	Non-Institutions						
(a)	Bodies Corporate	652	8241129	8241129	10.21	10.21	0
(b)	Individuals				0.00	0.00	
I	Individuals -i. Individual shareholders holding nominal share capital up to Rs 1 lakh	31459	9094302	9093906	11.27	11.27	0
II	ii. Individual shareholders holding nominal share capital in excess of Rs. 1 lakh.	12	1136924	1136924	1.41	1.41	0
(c)	Qualified Foreign Investor	0	0	0	0.00	0.00	0
(d)	Any Other (specify)						
(d-i)	Non Resident Indians	763	660774	660774	0.82	0.82	0
(d-ii)	Clearing Members	313	389469	389469	0.48	0.48	0
(d-iii)	Trust	1	200	200	0.00	0.00	0
	<b>Sub-Total (B)(2)</b>	<b>33204</b>	<b>19522798</b>	<b>19522402</b>	<b>24.19</b>	<b>24.19</b>	<b>0</b>
(B)	<b>Total Public Shareholding (B)= (B)(1)+(B)(2)</b>	<b>33258</b>	<b>31183696</b>	<b>31183300</b>	<b>38.64</b>	<b>38.64</b>	<b>0</b>
	<b>TOTAL (A)+(B)</b>	<b>33268</b>	<b>80697136</b>	<b>80696740</b>	<b>100.00</b>	<b>100.00</b>	<b>4780000</b>
(C)	Shares held by Custodians and against which Depository Receipts have been issued						
1	Promoter and Promoter Group	0	0	0	0	0.00	0
2	Public	0	0	0	0	0.00	0
	<b>Sub-Total (C)</b>	<b>0</b>	<b>0</b>	<b>0</b>	<b>0</b>	<b>0</b>	<b>0</b>
	<b>GRAND TOTAL (A)+(B)+(C)</b>	<b>33268</b>	<b>80697136</b>	<b>80696740</b>	<b>100.00</b>	<b>100.00</b>	<b>4780000</b>



(1)(b) Statement showing holding of securities (including shares, warrants, convertible securities) of persons belonging to the category "Promoter and Promoter Group"

Sr. No.	Name of the shareholder	Details of Shares held		Encumbered shares (*)			Details of warrants		Details of convertible securities		Total shares (including underlying shares assuming full conversion of warrants and convertible securities) as a % of diluted share capital
		Number of shares held	As a % of grand total (A)+(B)+(C)	No.	As a percentage	As a % of grand total (A)+(B)+(C) of sub-clause I(a)	Number of warrants held	As a % total number of warrants of the same class	Number of convertible securities held	As a % total number of convertible securities of the same class	
(i)	(ii)	(iii)	(iv)	(v)	(vi)=(v)/(iii)*100	(vii)	(viii)	(ix)	(x)	(xi)	(xii)
1	JANMEJAY R. VYAS	25414871	31.49	4780000	18.81	5.92	0	0	0	0	0
2	ARPIT J. VYAS	12359600	15.32	0	0.00	0.00	0	0	0	0	0
3	DEOHOOTI J. VYAS	10964500	13.59	0	0.00	0.00	0	0	0	0	0
4	BHADR-RAJ HOLDINGS PRIVATE LIMITED	600000	0.74	0	0.00	0.00	0	0	0	0	0
5	ADITI J. VYAS	103619	0.13	0	0.00	0.00	0	0	0	0	0
6	MANSI J. VYAS	36500	0.05	0	0.00	0.00	0	0	0	0	0
7	SANJAY S. MAJMUDAR	21650	0.03	0	0.00	0.00	0	0	0	0	0
8	RATNA S. MAJMUDAR	12350	0.02	0	0.00	0.00	0	0	0	0	0
9	ASHOK C. GANDHI	150	0.00	0	0.00	0.00	0	0	0	0	0
10	ANIP A. GANDHI	200	0.00	0	0.00	0.00	0	0	0	0	0
	<b>TOTAL</b>	<b>49513440</b>	<b>61.36</b>	<b>4780000</b>	<b>9.65</b>	<b>5.92</b>	<b>0</b>	<b>0</b>	<b>0</b>	<b>0</b>	<b>0</b>

(\*) The term "encumbrance" has the same meaning as assigned to it in regulation 28(3) of the SAST Regulations, 2011




(D)(c) Statement showing holding of securities (including shares, warrants, convertible securities) of persons belonging to the category "Public" and holding more than 1% of the total number of shares

Sr. No.	Name of the shareholder	Number of shares held	Total Number of shares held	Shares as a percentage of total number of shares (i.e., Grand Total (A)+(B)+(C) indicated in Statement at para (f)(a) above)	Details of warrants		Details of convertible securities		Total shares (including underlying shares assuming full conversion of warrants and convertible securities) as a % of diluted share capital
					Number of warrants held	As a % total number of warrants of the same class	Number of convertible securities held	% w.r.t total number of convertible securities of the same class	
1	HDFC STANDARD LIFE INSURANCE COMPANY LIMITED PAN NO. AAACH8755L	3089770	3117439	3.86	0	0	0	0	0
	HDFC SL SHAREHOLDERS SOLVENCY MARGIN ACCOUNT PAN NO. AAACH8755L	27669							
2	HDFC TRUSTEE COMPANY LIMITED-A/C HDFC MID CAPOPPORTUNITIES FUND PAN NO. AAATH1809A	2060000	2591289	3.21	0	0	0	0	0
	HDFC TRUSTEE COMPANY LIMITED-HDFC TAX SAVER FUND PAN NO. AAATH1809A	591289							
3	BAJAJ ALLIANZ LIFE INSURANCE COMPANY LIMITED PAN NO. AADCA1701E	0	2285790	2.83	0	0	0	0	0
4	LIC OF INDIA MARKET PLUS 1 GROWTH FUND PAN NO. AAAACL0582H	1151548	1659531	2.06	0	0	0	0	0
	LIC OF INDIA MARKET PLUS GROWTH FUND PAN NO. AAAACL0582H	477983							
	LIC OF INDIA MONEY PLUS BALANCED FUND PAN NO. AAAACL0582H	10000							
	LIC OF INDIA HEALTH PLUS FUND PAN NO. AAAACL0582H	10000							
	LIC OF INDIA MONEY PLUS SCORED FUND PAN NO. AAAACL0582H	5000							
	LIC OF INDIA CHILD FORTUNE PLUS GROWTH FUND PAN NO. AAAACL0582H	4000							
	LIC OF INDIA JEEVAN SAATHI PLUS GROWTH FUND PAN NO. AAAACL0582H	1000							
5	KOTAK MAHINDRA (UK) LTD A/C KOTAK INDIA FOCUS FUND II PAN NO. AADCK9069R	0	1000000	1.24	0	0	0	0	0
6	KOTAK INDIA FOCUS FUND PAN NO. AADCK973A	0	1000000	1.24	0	0	0	0	0
<b>TOTAL</b>			<b>11654049</b>	<b>14.44</b>	<b>0</b>	<b>0</b>	<b>0</b>	<b>0</b>	<b>0</b>



**(E)(c)(ii) Statement showing holding of securities (including shares, warrants, convertible securities) of persons (together with PAC) belonging to the category "Public" and holding more than 5% of the total number of shares of the company**

Sr. No.	Name(s) of the shareholder(s) and the Persons Acting in Concert (PAC) with them	Number of shares	Shares as a percentage of total number of shares (i.e., Grand Total (A)+(B)+(C) indicated in Statement at para (I)(a) above)	Details of warrants		Details of convertible securities		Total shares (including underlying shares assuming full conversion of warrants and convertible securities) as a % of diluted share capital
				Number of warrants	As a % total number of warrants of the same class	Number of convertible securities held	% w.r.t total number of convertible securities of the same class	
1	NIL	0	0.00	0	0	0	0	0
<b>TOTAL</b>		<b>0</b>	<b>0.00</b>	<b>0</b>	<b>0</b>	<b>0</b>	<b>0</b>	<b>0</b>



-(I)(d) Statement showing details of locked-in shares

Sr. No.	Name of the shareholder	Number of locked-in shares	Locked-in shares as a percentage of total number of shares (i.e., Grand Total (A)+(B)+(C) indicated in Statement at para (I)(a) above)
1	NIL	0	0.00
<b>TOTAL</b>		<b>0</b>	<b>0.00</b>



(II)(a) Statement showing details of Depository Receipts (DRs)

Sr. No.	Type of outstanding DR (ADRs, GDRs, SDRs, etc.)	Number of outstanding DRs	Number of shares underlying outstanding DRs	Shares underlying outstanding DRs as a percentage of total number of shares (i.e., Grand Total (A)+(B)+(C) indicated in Statement at para (I)(a) above)
1	NIL	0	0	0.00
<b>TOTAL</b>		<b>0</b>	<b>0</b>	<b>0.00</b>





(II)(b) Statement showing holding of Depository Receipts (DRs), where underlying shares held by "promoter/promoter group" are in excess of 1% of the total number of shares

Sr. No.	Name of the DR Holder	Type of outstanding DR (ADRs, GDRs, SDRs, etc.)	Number of shares underlying outstanding DRs	Shares underlying outstanding DRs as a percentage of total number of shares (i.e., Grand Total (A)+(B)+(C) indicated in Statement at para (I)(a) above)
1	NIL	0	0	0.00
<b>TOTAL</b>			<b>0</b>	<b>0.00</b>

