

Introductory sub-table (I)(a)

Name of the Company: DISHMAN PHARMACEUTICALS AND CHEMICALS LIMITED			
Scrip Code, Name of the scrip, class of security: (1) NSE-DISHMAN-EQ (2) BSE-532526 (3) Security-Equity			
Quarter ended: 31st December, 2013			
Partly paid-up shares:-	No. of partly paid-up shares	As a % of total no. of partly paid-up shares	As a % of total no. of shares of the company
Held by promoter/promoter group	0	0	0
Held by public	0	0	0
Total	0	0	0
Outstanding convertible securities:-	No. of outstanding securities	As a % of total no. of outstanding convertible securities	As a % of total no. of shares of the company, assuming full conversion of the convertible securities
Held by promoter/promoter group	0	0	0
Held by public	0	0	0
Total	0	0	0
Warrants:-	No. of warrants	As a % of total no. of warrants	As a % of total no. of shares of the company, assuming full conversion of warrants
Held by promoter/promoter group	0	0	0
Held by public	0	0	0
Total	0	0	0
Total paid-up capital of the company, assuming full conversion of warrants and convertible securities	80697136		




Statement Showing Shareholding Pattern

Category code	Category of Shareholder	Number of Shareholders	Table (I)(a)		Total shareholding as a percentage of total number of shares		Shares Pledged or otherwise encumbered	
			Total number of shares	Number of shares held in dematerialized form	As a percentage of (A+B) ¹	As a percentage of (A+B+C)	Number of shares	As a percentage
			(IV)	(V)	(VI)	(VII)	(VIII)	(IX) = (VIII)/(IV)*100
(A)	Shareholding of Promoter and Promoter							
1	Indian							
(a)	Individuals/ Hindu Undivided Family	10	49170378	49170378	60.93	60.93	11800000	24.00
(b)	Central Government/ State Government(s)	0	0	0	0.00	0.00	0	0.00
(c)	Bodies Corporate	1	600000	600000	0.74	0.74	0	0.00
(d)	Financial Institutions/ Banks	0	0	0	0.00	0.00	0	0.00
(e)	Any Others(Specify)	0	0	0	0.00	0.00	0	0.00
(e-i)								
(e-ii)								
	Sub Total(A)(1)	11	49770378	49770378	61.68	61.68	11800000	23.71
2	Foreign							
a	Individuals (Non-Residents Individuals/ Foreign Individuals)	0	0	0	0.00	0.00	0	0.00
b	Bodies Corporate	0	0	0	0.00	0.00	0	0.00
c	Institutions	0	0	0	0.00	0.00	0	0.00
d	Qualified Foreign Investor	0	0	0	0.00	0.00	0	0.00
e	Any Others(Specify)	0	0	0	0.00	0.00	0	0.00
e-i								
e-ii								
	Sub Total(A)(2)	0	0	0	0.00	0.00	0	0.00
	Total Shareholding of Promoter and Promoter Group (A) = (A)(1)+(A)(2)	11	49770378	49770378	61.68	61.68	11800000	23.71
(B)	Public shareholding							
1	Institutions							
(a)	Mutual Funds/ UTI	3	258299	258299	0.32	0.32	0	0.00
(b)	Financial Institutions/ Banks	12	1920642	1920642	2.38	2.38	0	0.00
(c)	Central Government/ State Government(s)	0	0	0	0.00	0.00	0	0.00
(d)	Venture Capital Funds	0	0	0	0.00	0.00	0	0.00
(e)	Insurance Companies	0	0	0	0.00	0.00	0	0.00
(f)	Foreign Institutional Investors	35	7944832	7944832	9.85	9.85	0	0.00
(g)	Foreign Venture Capital Investors	0	0	0	0.00	0.00	0	0.00
(h)	Qualified Foreign Investor	0	0	0	0.00	0.00	0	0.00
(i)	Any Other (specify)							
(i-i)								
(i-ii)								
	Sub-Total (B)(1)	50	10123773	10123773	12.55	12.55	0	0.00



B 2	Non-institutions							
(a)	Bodies Corporate	615	7070527	7070527	8.76	8.76	0	0.00
(b)	Individuals				0.00	0.00		
I	Individuals -i. Individual shareholders holding nominal share capital up to Rs 1 lakh	33555	10225601	10224005	12.67	12.67	0	0.00
II	ii. Individual shareholders holding nominal share capital in excess of Rs. 1 lakh.	11	1636957	1636957	2.03	2.03	0	0.00
(c)	Qualified Foreign Investor	0	0	0	0.00	0.00	0	0.00
(d)	Any Other (specify)	0	0	0	0.00	0.00	0	0.00
(d-i)	Clearing Member	501	1025065	1025065	1.27	1.27	0	0.00
(d-ii)	Non Resident Indian	716	844835	844835	1.05	1.05	0	0.00
	Sub-Total (B)(2)	35398	20802985	20801389	25.78	25.78	0	0.00
(B)	Total Public Shareholding (B)= (B)(1)+(B)(2)	35448	30926758	30925162	38.32	38.32	0	0.00
	TOTAL (A)+(B)	35459	80697136	80695540	100.00	100.00	11800000	14.62
(C)	Shares held by Custodians and against which Depository Receipts have been issued							
1	Promoter and Promoter Group	0	0	0	0	0.00	0	0.00
2	Public	0	0	0	0	0.00	0	0
	Sub-Total (C)	0	0	0	0	0	0	0
	GRAND TOTAL (A)+(B)+(C)	35459	80697136	80695540	100.00	100.00	11800000	14.62



(f)(b) Statement showing holding of securities (including shares, warrants, convertible securities) of persons belonging to the category "Promoter and Promoter Group"

Sr. No.	Name of the shareholder	Details of Shares held		Encumbered shares (*)			Details of warrants		Details of convertible securities		Total shares (including underlying shares assuming full conversion of warrants and convertible securities) as a % of diluted share capital
		Number of shares held	As a % of grand total (A)+(B)+(C)	No.	As a percentage	As a % of grand total (A)+(B)+(C) of sub-clause (I)(a)	Number of warrants held	As a % total number of warrants of the same class	Number of convertible securities held	As a % total number of convertible securities of the same class	
(i)	(ii)	(iii)	(iv)	(v)	(vi)=(v)/(iii)*100	(vii)	(viii)	(ix)	(x)	(xi)	(xii)
1	Janmejey R. Vyas	25464434	31.56	11800000	46.34	14.82	0	0	0	0	0
2	Arpit J. Vyas	12563975	15.57	0	0.00	0.00	0	0	0	0	0
3	Deohooi J. Vyas	10964500	13.59	0	0.00	0.00	0	0	0	0	0
4	Bhadri-Raj Holdings Pvt. Ltd.	600000	0.00	0	0.00	0.00	0	0	0	0	0
5	Aditi J. Vyas	103619	0.13	0	0.00	0.00	0	0	0	0	0
6	Mansi J. Vyas	36500	0.05	0	0.00	0.00	0	0	0	0	0
7	Sanjay S. Majmudar	24650	0.03	0	0.00	0.00	0	0	0	0	0
8	Ratna S. Majmudar	12350	0.02	0	0.00	0.00	0	0	0	0	0
9	Anip A. Gandhi	200	0.00	0	0.00	0.00	0	0	0	0	0
10	Ashok C. Gandhi	150	0.00	0	0.00	0.00	0	0	0	0	0
TOTAL		49770378	61.68	11800000	23.71	14.82	0	0	0	0	0

(*) The term "encumbrance" has the same meaning as assigned to it in regulation 28(3) of the SAST Regulations, 2011



(D)(c)(i) Statement showing holding of securities (including shares, warrants, convertible securities) of persons belonging to the category "Public" and holding more than 1% of the total number of shares

Sr. No.	Name of the shareholder	No. of Shares Held	Total Number of shares held	Shares as a percentage of total number of shares (i.e., Grand Total (A)+(B)+(C) indicated in Statement at para (I)(a) above)	Details of warrants		Details of convertible securities		Total shares (including underlying shares assuming full conversion of warrants and convertible securities) as a % of diluted share capital
					Number of warrants held	As a % total number of warrants of the same class	Number of convertible securities held	% w.r.t. total number of convertible securities of the same class	
1	HDFC Standard Life Insurance Company Ltd. PAN AAACH8755L	3089770	3117439	3.86	0	0	0	0	0
	HDFCSL Shareholders Solvency Margin Account PAN AAACH8755L	27669							
2	LIC Of India Market Plus-1 Growth Fund PAN AAACL0582H	1151548	1659531	2.06	0	0	0	0	0
	LIC Of India Market Plus Growth Fund PAN AAACL0582H	477983							
	LIC Of India Health Plus Fund PAN AAACL0582H	10000							
	LIC Of India Money Plus Balance Fund PAN AAACL0582H	10000							
	LIC Of India Money Plus Secured Fund PAN AAACL0582H	5000							
	LIC Of India Child Fortune Plus Growth Fund PAN AAACL0582H	4000							
	LIC of India Jeevan Saathi Plus Growth Fund PAN AAACL0582H	1000							
3	Bajaj Allianz Life Insurance Company Ltd PAN AADCA1701E	0	1107890	1.37	0	0	0	0	0
4	Kotak Mahindra (UK) Ltd A/c Kotak India Focus Fund II PAN AADCK9009R	0	1000000	1.24	0	0	0	0	0
5	Manulife Global Fund Asian Small Cap Equity Fund PAN AABTM7816P	0	830000	1.03	0	0	0	0	0
6	Prashant Jayantilal Patel PAN AABPP2156M	0	817808	1.01	0	0	0	0	0
Total			8532668	10.57	0	0	0	0	0



(1)(c)(ii) Statement showing holding of securities (including shares, warrants, convertible securities) of persons (together with PAC) belonging to the category "Public" and holding more than 5% of the total number of shares of the company

Sr. No.	Name(s) of the shareholder(s) and the Persons Acting in Concert (PAC) with them	Number of shares	Shares as a percentage of total number of shares (i.e., Grand Total (A)+(B)+(C) indicated in Statement at para (1)(a) above)	Details of warrants		Details of convertible securities		Total shares (including underlying shares assuming full conversion of warrants and convertible securities) as a % of diluted share capital
				Number of warrants	As a % total number of warrants of the same class	Number of convertible securities held	% w.r.t total number of convertible securities of the same class	
1	NIL	0	0.00	0	0	0	0	0
TOTAL		0	0.00	0	0	0	0	0




(D)(c)(ii) Statement showing holding of securities (including shares, warrants, convertible securities) of persons (together with PAC) belonging to the category "Public" and holding more than 5% of the total number of shares of the company.

Sr. No.	Name(s) of the shareholder(s) and the Persons Acting in Concert (PAC) with them	Number of shares	Shares as a percentage of total number of shares {i.e., Grand Total (A)+(B)+(C) indicated in Statement at para (I)(a) above}	Details of warrants		Details of convertible securities		Total shares (including underlying shares assuming full conversion of warrants and convertible securities) as a % of diluted share capital
				Number of warrants	As a % total number of warrants of the same class	Number of convertible securities held	% w.r.t total number of convertible securities of the same class	
I	NIL	0	0.00	0	0	0	0	0
TOTAL		0	0.00	0	0	0	0	0




(I)(d) Statement showing details of locked-in shares

Sr. No.	Name of the shareholder	Number of locked-in shares	Locked-in shares as a percentage of total number of shares (i.e., Grand Total (A)+(B)+(C) indicated in Statement at para (I)(a) above)
1	NIL	0	0.00
TOTAL		0	0.00



(II)(a) Statement showing details of Depository Receipts (DRs)

Sr. No.	Type of outstanding DR (ADRs, GDRs, SDRs, etc.)	Number of outstanding DRs	Number of shares underlying outstanding DRs	Shares underlying outstanding DRs as a percentage of total number of shares (i.e., Grand Total (A)+(B)+(C) indicated in Statement at para (I)(a) above)
1	Nil	0	0	0.00
TOTAL		0	0	0.00



(II)(a) Statement showing details of Depository Receipts (DRs)

Sr. No.	Type of outstanding DR (ADRs, GDRs, SDRs, etc.)	Number of outstanding DRs	Number of shares underlying outstanding DRs	Shares underlying outstanding DRs as a percentage of total number of shares
---------	--	------------------------------	--	--





Clause 35 (1)(d) of Listing Agreement

Statement showing details of Locked in shares


Name of the Company: Dishman Pharmaceuticals And Chemicals Limited

NSE : Ref.: (i) Symbol – DISHMAN (ii) Series – EQ

BSE: Ref: 532526

Quarter ended: 31st December, 2013

Sr. No.	Name of the Shareholder	Number of Locked in Shares	Locked in shares as a (%) percentage of total no. of shares { i.e. Grand total (A)+(B)+(C) indicated in statement at Para (I)(a) above}	Promoter/ Promoter group / Public
1	Nil	Nil	Nil	Nil



Dishman Pharmaceuticals and Chemicals Limited

Registered Office: Bhadr-Raj Chambers, Swastik Cross Roads, Navrangpura, Ahmedabad – 380 009 India.

Tel: +91 (0) 79 26443053 / 26445807 Fax: +91 (0) 79 26420198

Email: dishman@dishmangroup.com Web: www.dishmangroup.com

Plot No. 10, G. D. D. Road, Ahmedabad Export House